

Fundraising to Finance

How Nonprofits Can Overcome the Challenges of
Disconnected Fundraising Software

Hosted by:

 **sylogist**TM



Welcome

Today's presenters:



Heather Mansfield

Founder and Editor-in-chief of Nonprofit Tech for Good



Michelle Kocin

Digital Marketing Manager
Sylogist, Ltd.



Chris Stevenson

Director, Sales
Sylogist, Ltd.



How nonprofits overcome challenges faced by disconnected fundraising systems, CRMs and Fund Accounting systems.

Biggest Challenges for Nonprofits in the United States in 2021



Source: <https://www.statista.com/statistics/502411/us-nonprofit-organizations-biggest-challenges-for-fundraising/>

Nonprofits face a unique and complicated group of possible roadblocks and opportunities.

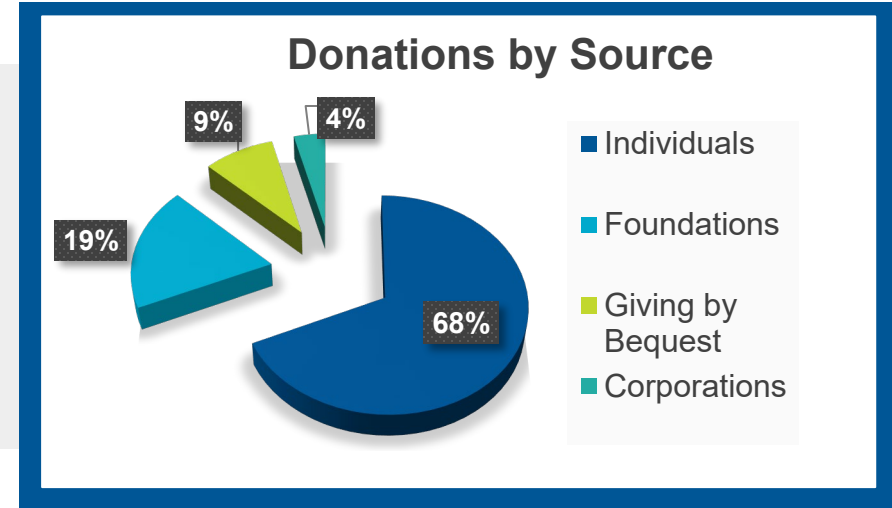
- 1. Changes in giving**
- 2. Donor trust**
- 3. Organizational structure and resources**
- 4. Personalized asks**
- 5. Relationship building**
- 6. Software and technology**
- 7. Limitations of financial software**

Challenges and
Opportunities
Nonprofits Face



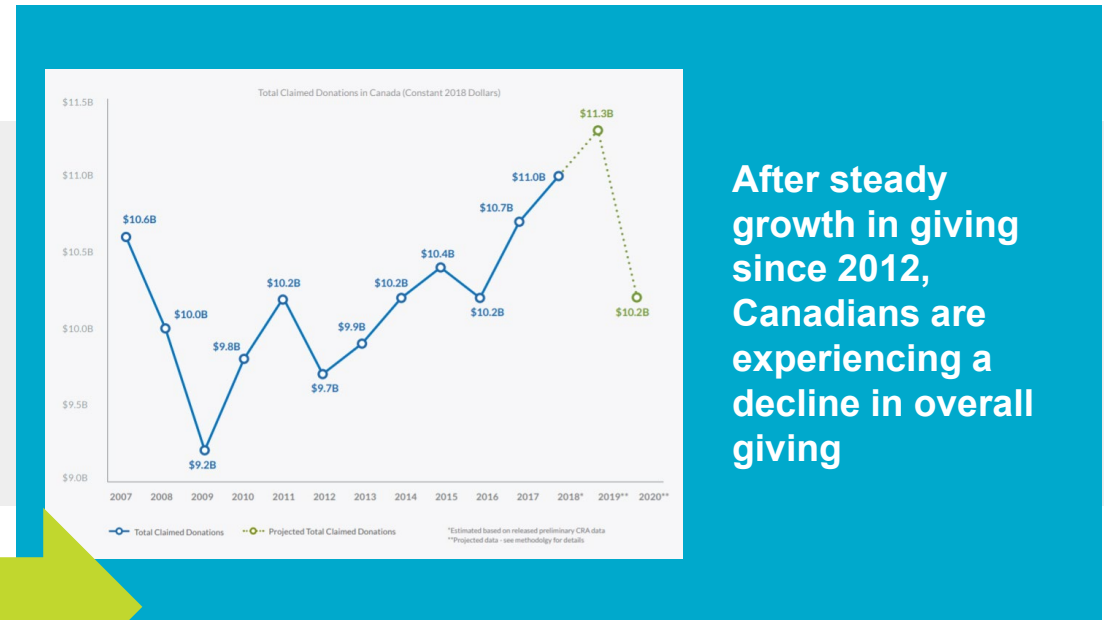
In 2021, Americans gave **\$485.85 billion (USD)** to charity

Source: [Giving USA 2021](#), GivingUSA



In 2020, Canadians gave an estimated **\$10.2 billion (CAD)** to charity

Source: [The Giving Report 2021](#), Canada Helps



Not a Trend: Online Fundraising



32%



Total online giving increase in US in 2020.

Source: [M+R Benchmarks 2021 Report](#), M+R Benchmarks



86%



Total online giving increase through CanadaHelps in 2020.

Source: [The Giving Report 2021](#), Canada Helps

Generational preferences for giving



Millennials (1980-1994)

84% give to charity, donating an annual average of \$481 across 3.3 organizations

11% of total US giving*

25.9% of US population

Respond best to:



(1945-1964) Baby Boomers

72% give to charity, donating an annual average of \$1,212 across 4.5 organizations

41% of total US giving**

23.6% of the US population

Respond best to:



20.4% of US population

Respond best to:



Gen Xers (1965-1979)

88% give to charity, donating an annual average of \$1,367 across 6.2 organizations

26% of total US giving

11.8% of the US population

Respond best to:



(1901-1945) Greatest & Silent Gen

Contact method



Direct mail



Voice Calls



Emails



Text Messages



Social Media Posts

Preferred way to donate



Online Donations



Donate by phone



Response to direct mail

*Source: <https://nonprofitssource.com/online-giving-statistics/>

**Source: <https://www.aarp.org/money/budgeting-saving/info-2018/boomers-most-charitable.html>

+<https://doublethedonation.com/nonprofit-fundraising-statistics/>

Tax law changes in the United States

“By doubling the standard deduction, lawmakers essentially limited any financial incentive for middle- and working-class Americans to make charitable donations while keeping financial incentives in place for the wealthy, further fueling ‘giving inequality.’”



Nonprofit Impact Matters: How America’s Charitable Nonprofits Strengthen Communities and Improve Lives

Building and Maintaining Trust

Efficiency and
Transparency



Demonstrating
Impact

Data
Security



Fraud
Prevention

Nonprofit Staff

Staff Shortages

Burnout

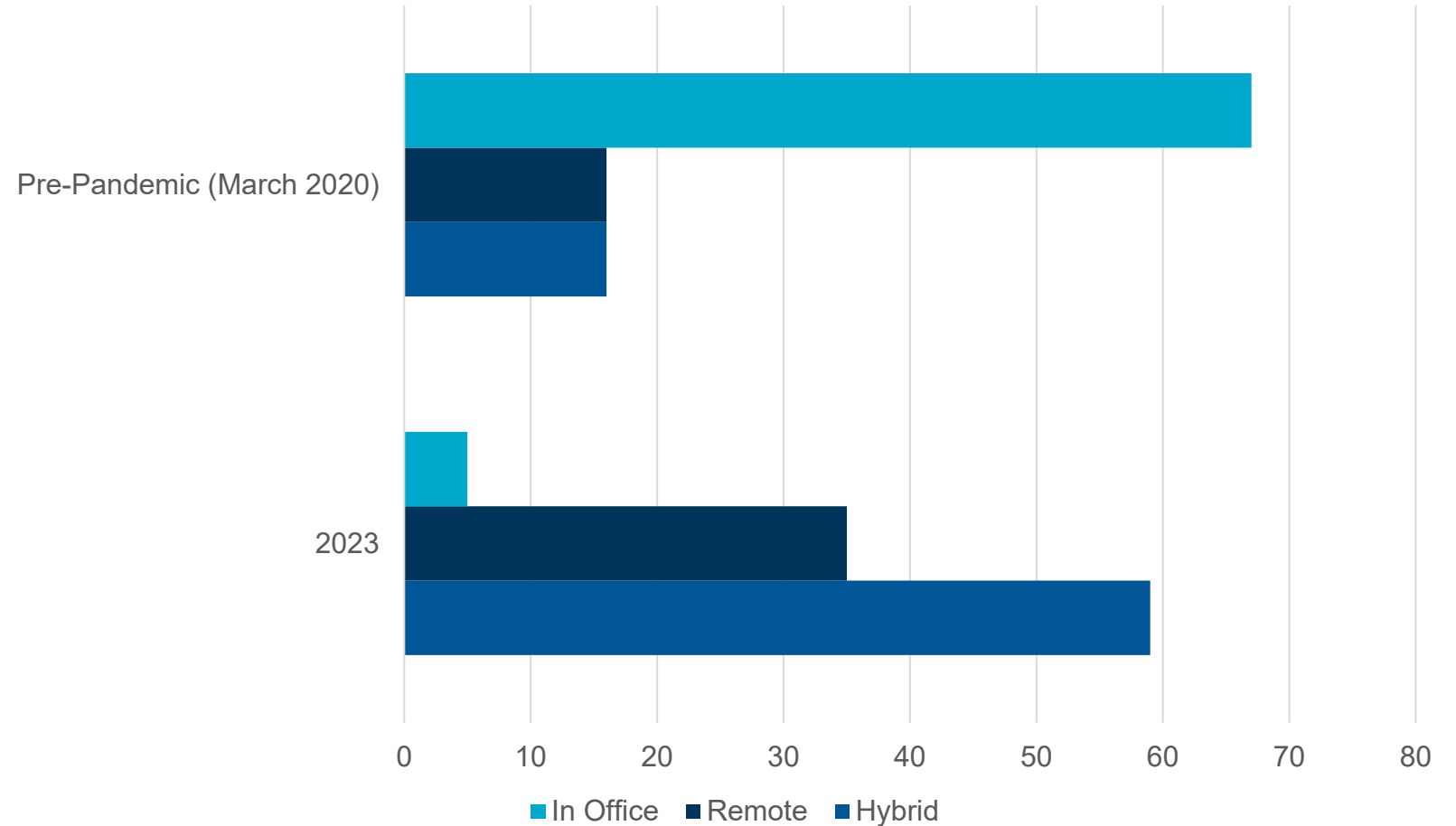
High turnover

Technology time suck

Remote work

Change is hard

Nonprofit Staff Locations



Source: 2023 Nonprofit Communications Trends Report | Nonprofit Marketing Guide



Giving is personal

Demonstrate
impact



Analyzing fundraising
and donor data



Individual donors are essential

77%

Donations come from individuals

*Source: [Giving USA 2021](#), GivingUSA

73%

Say individual donors are key

Source: "Findings on US Donation Trends, 2015-2020", The Urban Institute.
https://www.urban.org/sites/default/files/2021/10/07/nonprofit_trends_and_impacts_2021_donation_fact_sheet.pdf

70%

of gifts come from one-time donors

Source: Quarterly Fundraising Report: Year-to-Date Nonprofit Sector Trends, Q3 2022 (Jan 1, 2022-Sep30, 2022), http://data.givingtuesday.org/fep-report/?_gl=1*rzr80n*_ga*OTUzMDgzNjYzLjE2ODAzNzU1MTI.*_ga_7V9HCQDSDN*MTY4MDM3NTUxMi4xLjAuMTY4MDM3NTUxMi4wLjAuMA

How nonprofits use and value technology

61% of nonprofits surveyed by NTEN said they include technology investments and/or goal in their annual strategic planning*



*Source: NTEN Managing Nonprofit Tech Change, 2022 Report, by Robert Hulshof-Schmidt
https://word.nten.org/wp-content/uploads/2021/02/Technology-Enabled-Operations-Report_February-2021.pdf

79% use automation technology in online fundraising

67% use Constituent Relationship Management (CRM) software

31% use automation for year-end tax statements**

*Source: "2023 Nonprofit Tech for Good Report"
<https://www.nptechforgood.com/wp-content/uploads/2023/02/Nonprofit-Tech-for-Good-Report-Final2-2023.pdf>

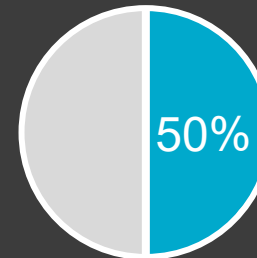
9% of nonprofits surveyed by NTEN said they have one comprehensive solution for enterprise resource planning (ERP)*

Problems with integration

1. **Multiple systems** with no integration
2. **Lack of tech support** or time for building **tech expertise** on staff
3. **Bad data**
4. Staff's **inability or unwillingness** to use technology
5. **Differing data needs and priorities** within organization*

How well does your email platform integrate with your donor database?


26% - full integrated
28% - partially integrated
46% - manual integration only*



Half of nonprofits must manually integrate email data with donor database*


*Source: 2023 Nonprofit Communications Trends Report | Nonprofit Marketing Guide

Disconnected systems



Limitations of standard accounting software

Nonprofits need to track unrestricted and restricted revenue



Unrestricted Funds

can to be used for any type of expenditure, including:

- Mission activities
- Staff salaries
- Employee training
- Rent and occupancy costs
- Software and hardware



Restricted Revenue

can only be used for the express purpose the funder has set. Some examples include:

- A foundation does not allow it's funds to be used for overhead expenses
- Community Foundation requires funds to stay local
- Donors want to fund a specific mission activity or research area

Standard nonprofit requirements



Maintain balances between funds



Recognize the release of restrictions



Track commitments and encumbrances



Generate transparent, reliable reports at the fund level

These tracking requirements can become complicated when your programs are funded by different awards, each with its own timetable and expense eligibility criteria.

SylogistMission for Nonprofits



**Financial
Operations &
Procurement**



**Executive
Management**



**Payroll &
Human
Resource
Management**



**Award, Grant
& Program
Management**



**Supply Chain &
Material
Management**

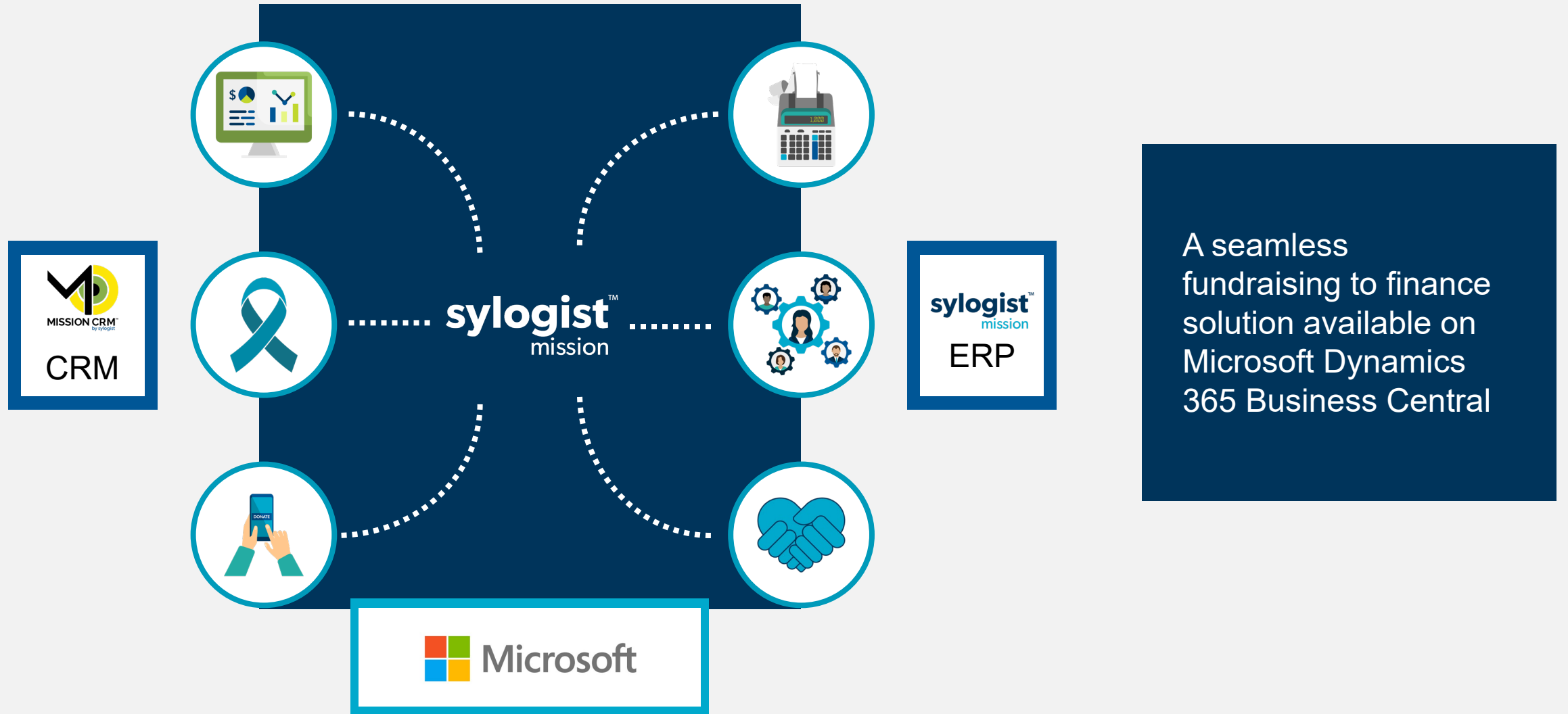


**CRM – Donor
Management &
Fundraising**



Purpose-built to support the day in the life of a nonprofit

SylogistMission ERP & CRM



A seamless fundraising to finance solution available on Microsoft Dynamics 365 Business Central

The resources of a large company with the support of a small company



Accountant Role Center



Dynamics 365 Business Central | Environment: NPO Demo

SylogistMission ERP | Finance | Journals | Cash Management | Fixed Assets | Posted Documents

G/L Dimensions | Funds | Chart of Accounts | Vendors | Requisitions | Requisition Review | Purchase Orders | Approval Processing | More

Purchase Docu... Due Today

34

Purch. Invoices... Next Week

0

Purchase Disco... Next Week

0

Pending Approvals

3

User Tasks

My User Tasks

Pending User Tasks

27

Email Status

Email Activities

Failed Emails in Outbox

0

Draft Emails in Outbox

0

Sent Emails Last 30 Days

0

Self-Service

Open Time Sheets

0

Submitted Time Sheets

0

Rejected Time Sheets

0

Approved Time Sheets

0

Insights

Power BI Report

Contoso for Good | Philanthropy - Case Management

Cases: 202

All Cases by Status: █ Closed █ In Progress █ Not Held █ Resolving

All Cases by Category: █ Advocacy █ Employment/Training █ Home Support █ Mental Health █ Other █ Well-being

By Gender: Male 48, Female 50

By Category: Well-being 25, Employment 21, Home Support 15, Mental Health 4, Advocacy 4

Total Cases by Country:

Closed Cases and Survey Scores:

My Accounts

Account No. ↑	Name	Balance
1010	Operating	-716,786.20
1020	Payroll	-766,725.53
1210	Accounts Receivable	215,231.00
2010	Accounts Payable	-253,279.94

Award Management (grants, contracts & cooperative agreements)

Dynamics 365 Business Central

Environment: NPO, Demo

Award Card | Work Date: 4/3/2023

AVA109 · ECHO Award A

Create Lines | Actions | Related | Automate | Fewer options

General

No.	AVA109	Search Name	ECHO AWARD A
Name	ECHO Award A	Start Date	1/5/2021
Description	ECHO Award A	End Date	1/5/2022
Description 2	Global Health Programs	Type	GRANT
Sponsoring Funder No.	AVF301	Class	HEALTH
Sponsoring Funder N...	ECHO	Currency Code	
Originating Funder No.	AVF10	Blocked	
Originating Funder N...	FedAID		

Reference Show less

Funder's Reference No.	ECHO-43584868	Subaward Clearance T...	0.00
Reference No.	G3528767	Publication Code	
Reference No. 2		Publication Page No.	
CFDA Number	98.102	Publication Date	12/1/2020
Appropriation Number	463757	Line Item Flexibility %	0.00

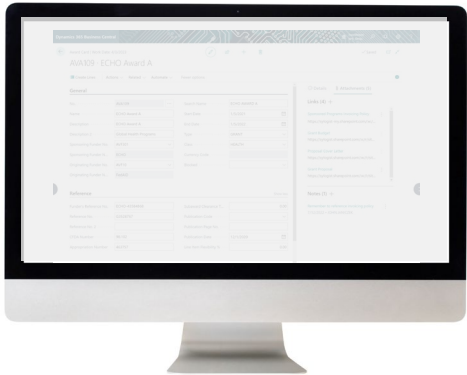
Details | **Attachments (5)**

Links (4) +

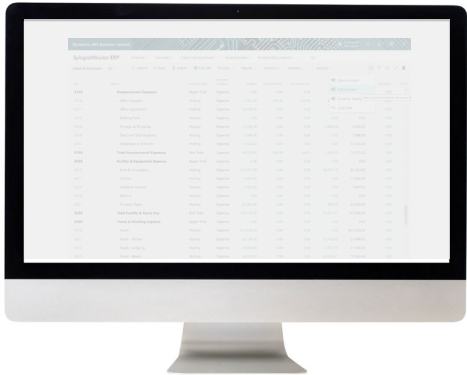
- Sponsored Programs Invoicing Policy : <https://sylogist-my.sharepoint.com/w/...>
- Grant Budget : <https://sylogist.sharepoint.com/:x/r/sit...>
- Proposal Cover Letter : <https://sylogist.sharepoint.com/w/r/sit...>
- Grant Proposal : <https://sylogist.sharepoint.com/w/r/sit...>

Notes (1) +

- Remember to reference invoicing policy : 7/12/2022 · JOHN.JANICZEK



Nonprofit-Centric Chart of Accounts



Dynamics 365 Business Central

Environment: NPO_Demo

SylogistMission ERP | Finance | Journals | Cash Management | Fixed Assets | Posted Documents

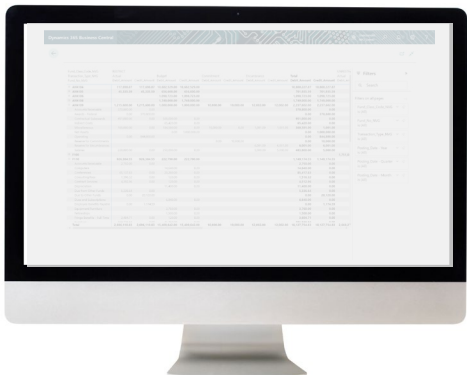
Chart of Accounts: All | Search | + New | Delete | Edit List | Process | Report | Account | Balance | Actions

No.	Name	Account Type	Account Category	Budget	Commitments	Encumbrances	Statistical	Prov:
8100	Nonpersonnel Expenses	Begin-Total	Expense	0.00	0.00	0.00	0.00	
8110	Office Supplies	Posting	Expense	13,552.00	289.90	144.95	0.00	
8111	Office Equipment	Posting	Expense	39,100.00	0.00	0.00	0.00	
8112	Banking Fees	Posting	Expense	0.00	0.00	0.00	0.00	0.00
8120	Postage & Shipping	Posting	Expense	11,192.00	0.00	0.00	6,689.48	4,502.52
8130	Dues and Subscriptions	Posting	Expense	7,348.00	0.00	0.00	0.00	7,348.00
8131	Telephone & Telecom	Posting	Expense	13,324.00	0.00	0.00	0.00	13,324.00
8199	Total Nonpersonnel Expenses	End-Total	Expense	84,516.00	289.90	144.95	7,565.93	76,515.22
8200	Facility & Equipment Expense	Begin-Total	Expense	0.00	0.00	0.00	0.00	0.00
8210	Rent & Occupancy	Posting	Expense	129,972.00	0.00	0.00	36,647.15	93,324.85
8211	Utilities	Posting	Expense	17,024.00	0.00	0.00	0.00	17,024.00
8212	Janitorial Services	Posting	Expense	7,600.00	0.00	0.00	0.00	7,600.00
8230	Parking	Posting	Expense	0.00	0.00	0.00	0.00	0.00
8231	Property Taxes	Posting	Expense	25,580.00	0.00	0.00	984.16	24,595.84
8299	Total Facility & Equip Exp	End-Total	Expense	180,176.00	0.00	0.00	37,631.31	142,544.69
8300	Travel & Meeting Expense	Begin-Total	Expense	0.00	0.00	0.00	0.00	0.00
8310	Travel	Posting	Expense	633,630.00	0.00	0.00	0.00	633,630.00
8311	Travel - Airfare	Posting	Expense	93,180.00	0.00	0.00	71,730.65	21,449.35
8312	Travel - Lodging	Posting	Expense	35,564.00	0.00	0.00	4,457.50	31,106.50
8313	Travel - Meals	Posting	Expense	34,920.00	0.00	0.00	24,556.51	10,363.49

Open in Excel
Edit in Excel
Share to Teams
Copy link

Opens Excel connected to the source data

Power BI Reporting



Dynamics 365 Business Central

Environment: NPCO Demo

Fund_Class_Code_NVG Transaction_Type_NVG Fund_No_NVG	RESTRICT Actual		Budget		Commitment		Encumbrance		Total		UNRESTRICTED Actual
	Debit_Amount	Credit_Amount	Debit_Amount	Credit_Amount	Debit_Amount	Credit_Amount	Debit_Amount	Credit_Amount	Debit_Amount	Credit_Amount	
AVA104	117,698.87	117,698.87	10,682,529.00	10,682,529.00					10,800,227.87	10,800,227.87	
AVA105	45,335.59	45,335.59	656,600.00	656,600.00					701,935.59	701,935.59	
AVA106			1,098,723.00	1,098,723.00					1,098,723.00	1,098,723.00	
AVA108			1,749,000.00	1,749,000.00					1,749,000.00	1,749,000.00	
AVA109	1,215,600.00	1,215,600.00	1,000,000.00	1,000,000.00	10,000.00	10,000.00	12,002.00	12,002.00	2,237,602.00	2,237,602.00	
Accounts Receivable	370,800.00	0.00							370,800.00	0.00	
Awards - Federal	0.00	370,800.00							0.00	370,800.00	
Contractual Subawards	451,000.00	0.00	500,000.00	0.00					951,000.00	0.00	
Indirect Costs			65,420.00	0.00					65,420.00	0.00	
Miscellaneous	165,000.00	0.00	184,580.00	0.00	10,000.00	0.00	1,001.00	1,001.00	360,581.00	1,001.00	
Net Assets			0.00	1,000,000.00					0.00	1,000,000.00	
Operating	0.00	844,800.00							0.00	844,800.00	
Reserve for Commitments					0.00	10,000.00			0.00	10,000.00	
Reserve for Encumbrances							6,001.00	6,001.00	6,001.00	6,001.00	
Salaries	228,800.00	0.00	250,000.00	0.00			5,000.00	5,000.00	483,800.00	5,000.00	
F100											1,751,000.00
F110	926,384.55	926,384.55	222,790.00	222,790.00					1,149,174.55	1,149,174.55	
Accounts Receivable	2,750.00	0.00							2,750.00	0.00	
Computers			14,640.00	0.00					14,640.00	0.00	
Conferences	65,137.83	0.00	20,280.00	0.00					85,417.83	0.00	
Consulting Fees	1,396.32	0.00	120.00	0.00					1,516.32	0.00	
Contract Services	4,392.96	0.00	120.00	0.00					4,512.96	0.00	
Depreciation			11,400.00	0.00					11,400.00	0.00	
Due from Other Funds	5,336.64	0.00							5,336.64	0.00	
Due to Other Funds	0.00	20,120.00							0.00	20,120.00	
Dues and Subscriptions			6,840.00	0.00					6,840.00	0.00	
Employee Benefits Payable	0.00	1,174.59							0.00	1,174.59	
Equipment/Furniture			3,760.00	0.00					3,760.00	0.00	
Fellowships			1,500.00	0.00					1,500.00	0.00	
Fringe Benefits - Full Time	3,484.71	0.00	120.00	0.00					3,604.71	0.00	
Furniture	150,776.04	0.00	41,760.00	0.00					201,536.04	0.00	
Total	2,696,110.83	2,696,110.83	15,409,642.00	15,409,642.00	10,000.00	10,000.00	12,002.00	12,002.00	18,127,754.83	18,127,754.83	2,668,200.00

Filters

Search

Filters on all pages

Fund_Class_Code_NVG is (All)

Fund_No_NVG is (All)

Transaction_Type_NVG is (All)

Posting_Date - Year is (All)

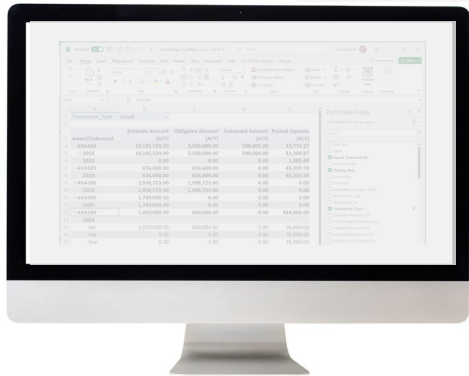
Posting_Date - Quarter is (All)

Posting_Date - Month is (All)

Publish key financial data directly to Excel


Excel interface showing a PivotTable of financial data. The PivotTable is filtered by Transaction Type 'Actual' and shows data for various awards (AVA104, AVA105, AVA106, AVA108, AVA109) and years (2018, 2020, 2021) with columns for Estimate Amount, Obligated Amount, Subaward Amount, and Posted Expense.

Award/Subaward	Estimate Amount (ACY)	Obligated Amount (ACY)	Subaward Amount (ACY)	Posted Expense (ACY)
AVA104	10,182,529.00	3,500,000.00	500,000.00	33,774.27
2018	10,182,529.00	3,500,000.00	500,000.00	32,388.87
2022	0.00	0.00	0.00	1,385.40
AVA105	656,600.00	656,600.00	0.00	45,335.59
2019	656,600.00	656,600.00	0.00	45,335.59
AVA106	1,098,723.00	1,098,723.00	0.00	0.00
2018	1,098,723.00	1,098,723.00	0.00	0.00
AVA108	1,749,000.00	0.00	0.00	0.00
2020	1,749,000.00	0.00	0.00	0.00
AVA109	1,000,000.00	800,000.00	0.00	844,800.00
2021				
Jan	1,000,000.00	800,000.00	0.00	76,800.00
Feb	0.00	0.00	0.00	76,800.00
Mar	0.00	0.00	0.00	76,800.00

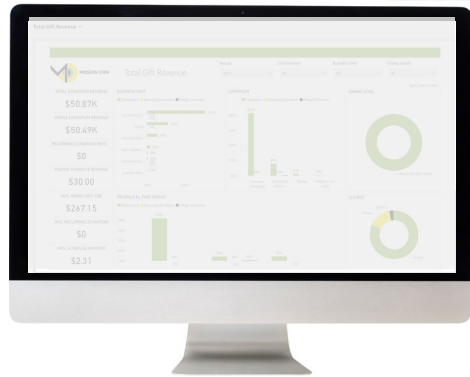


sylogistmission™ | CRM

Get a 360-degree view of donors including giving history.



Create Power BI data visualizations to gain powerful insights into your fundraising and donors.



Easily view total revenue, pledges received, revenue streams, and restricted vs. unrestricted funds.

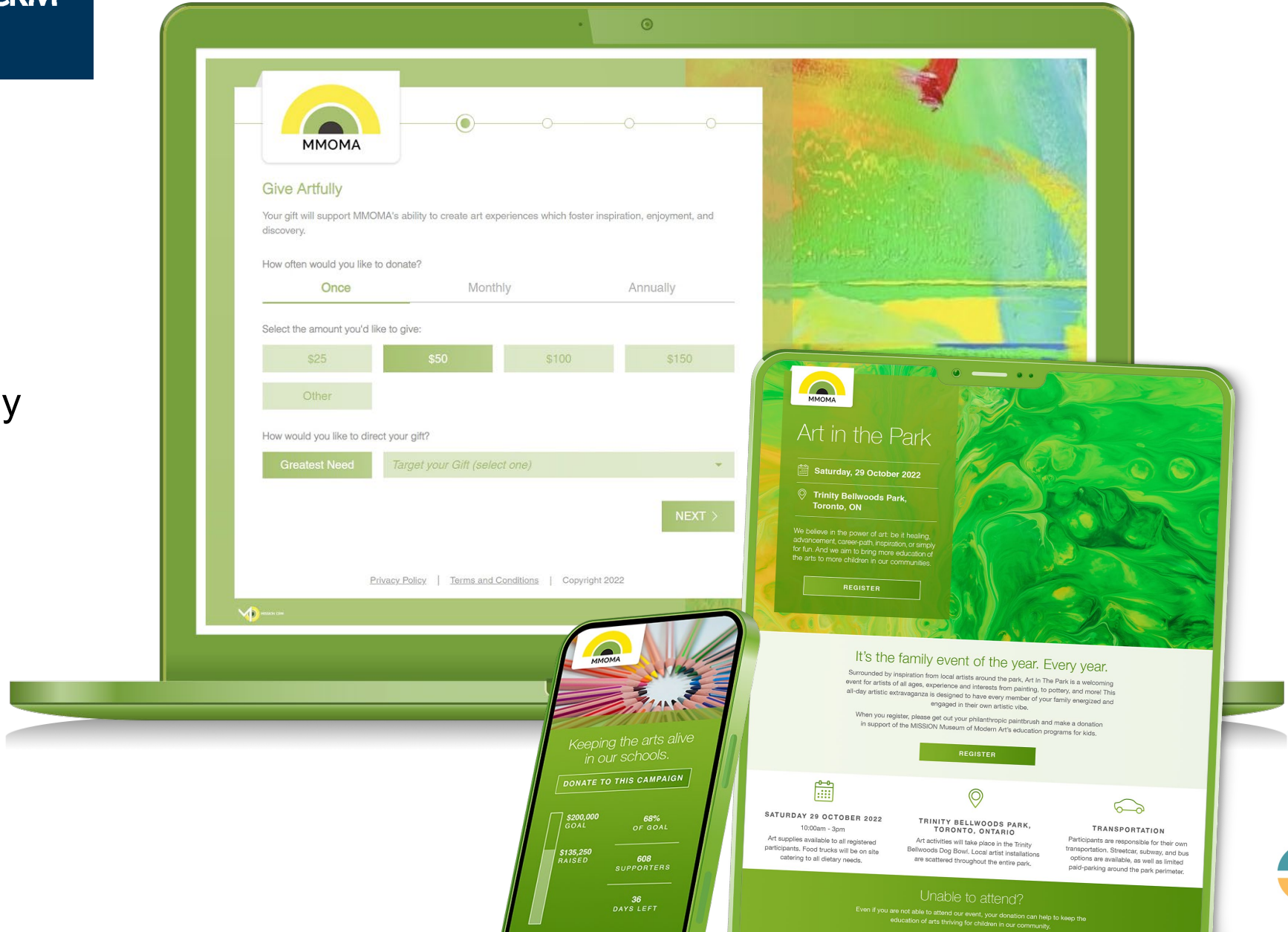


Revenue streams



Revenue split by restricted or unrestricted funds

Create beautifully branded donation pages for, events, campaigns, monthly and annual giving, and more.





Questions?

What now?



Schedule a Demo

Schedule a demo with one of Sylogist's nonprofit experts to see SylogistMission CRM & ERP in action.

<https://www.sylogist.com/mission-erp-contact>



View Slides and Other Resources on Our Website

Download e-guides, infographics, today's slide deck, view the webinar recording and more.

<https://www.sylogist.com/nptech-webinar-06272023>



Download Free Fund Accounting e-Guide

Review the basics of fund accounting for nonprofits and NGOs and view tips on how to choose the right fund accounting software for your organization.

<https://www.sylogist.com/fund-accounting-complete>